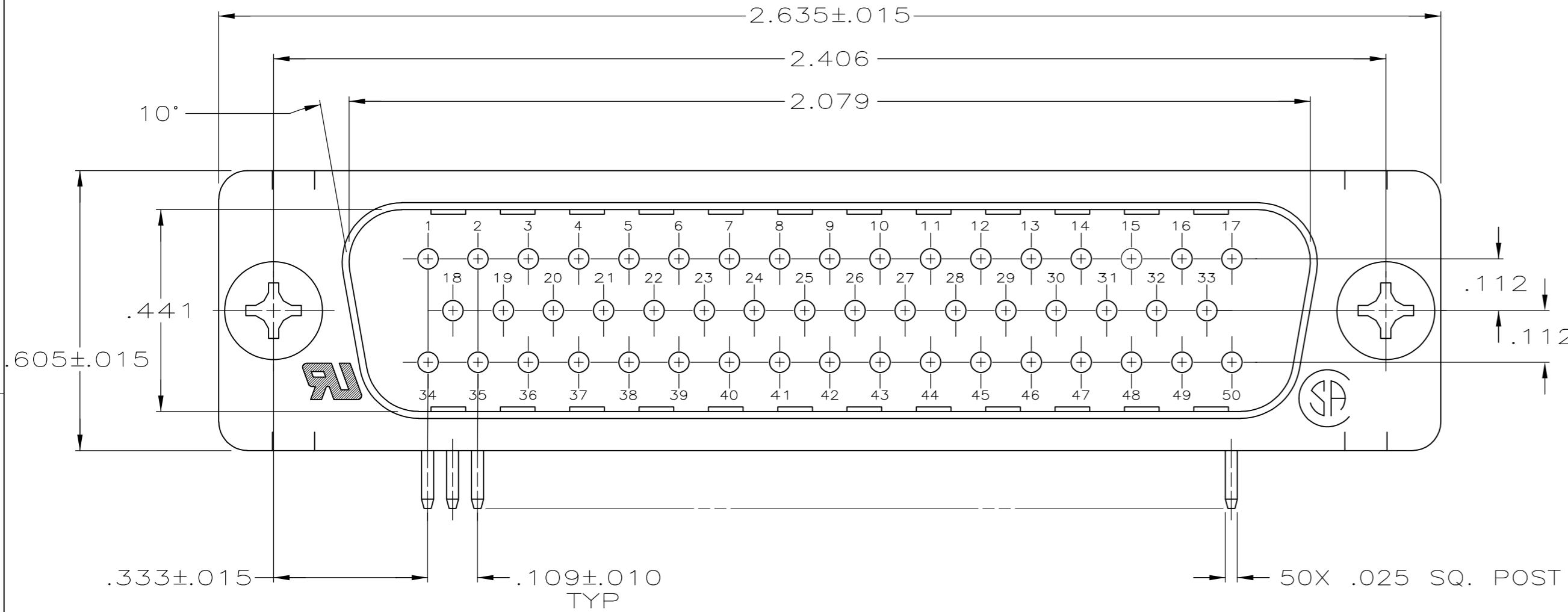
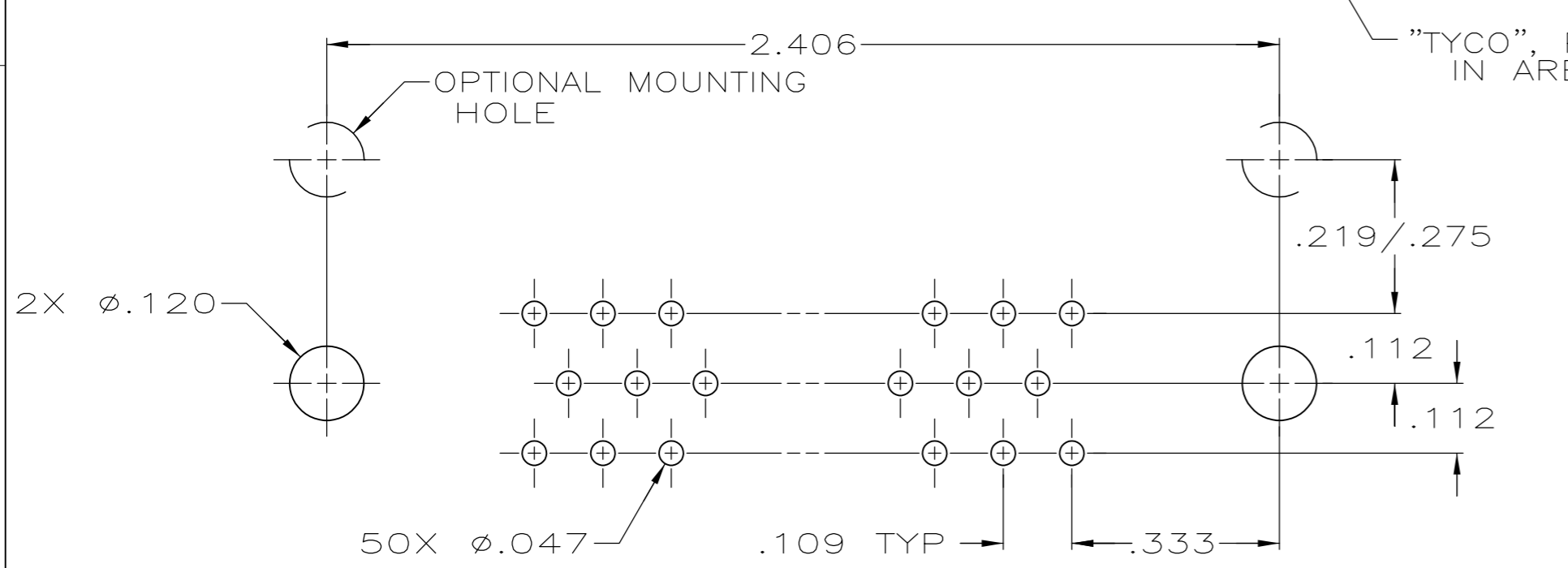
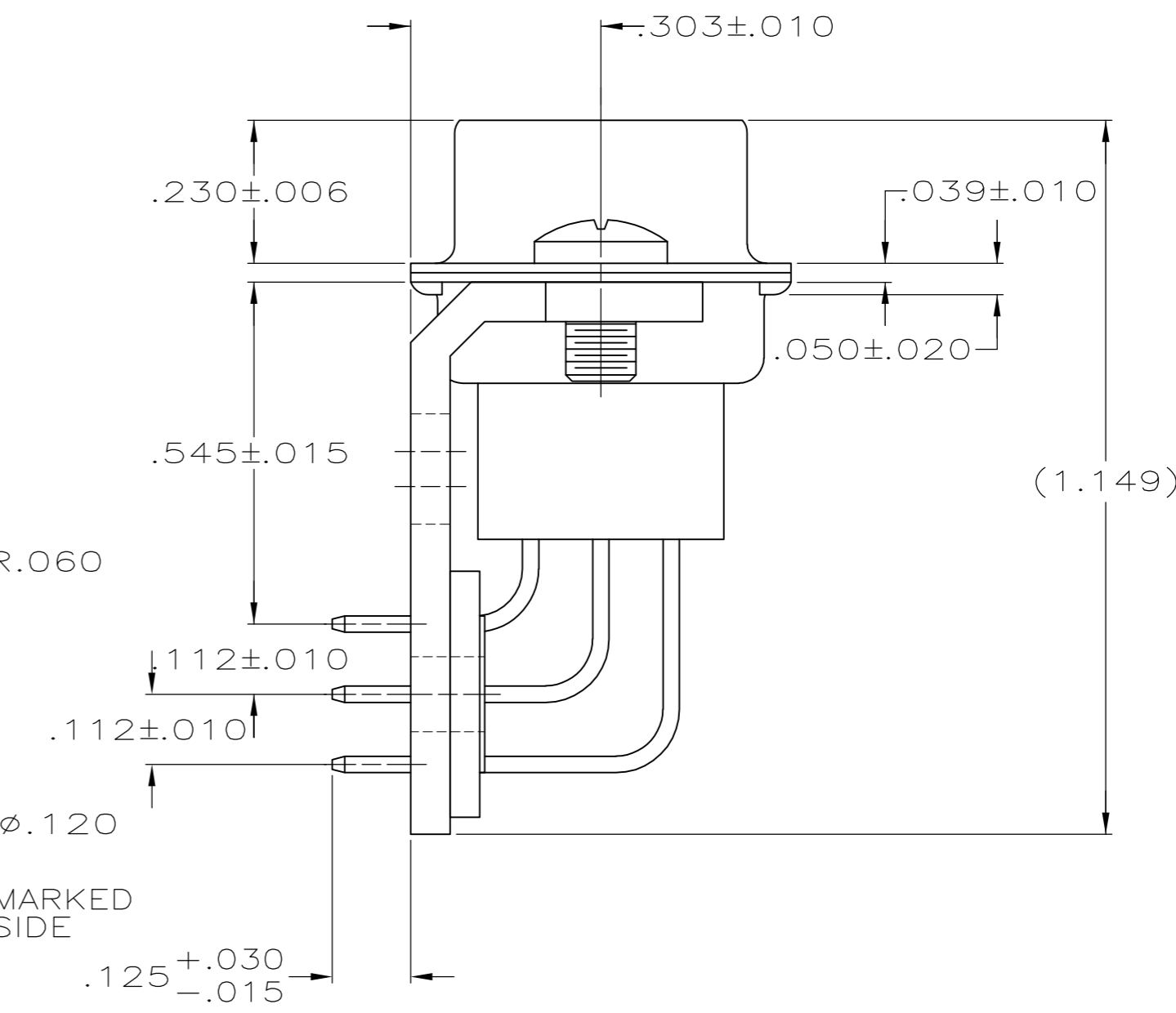
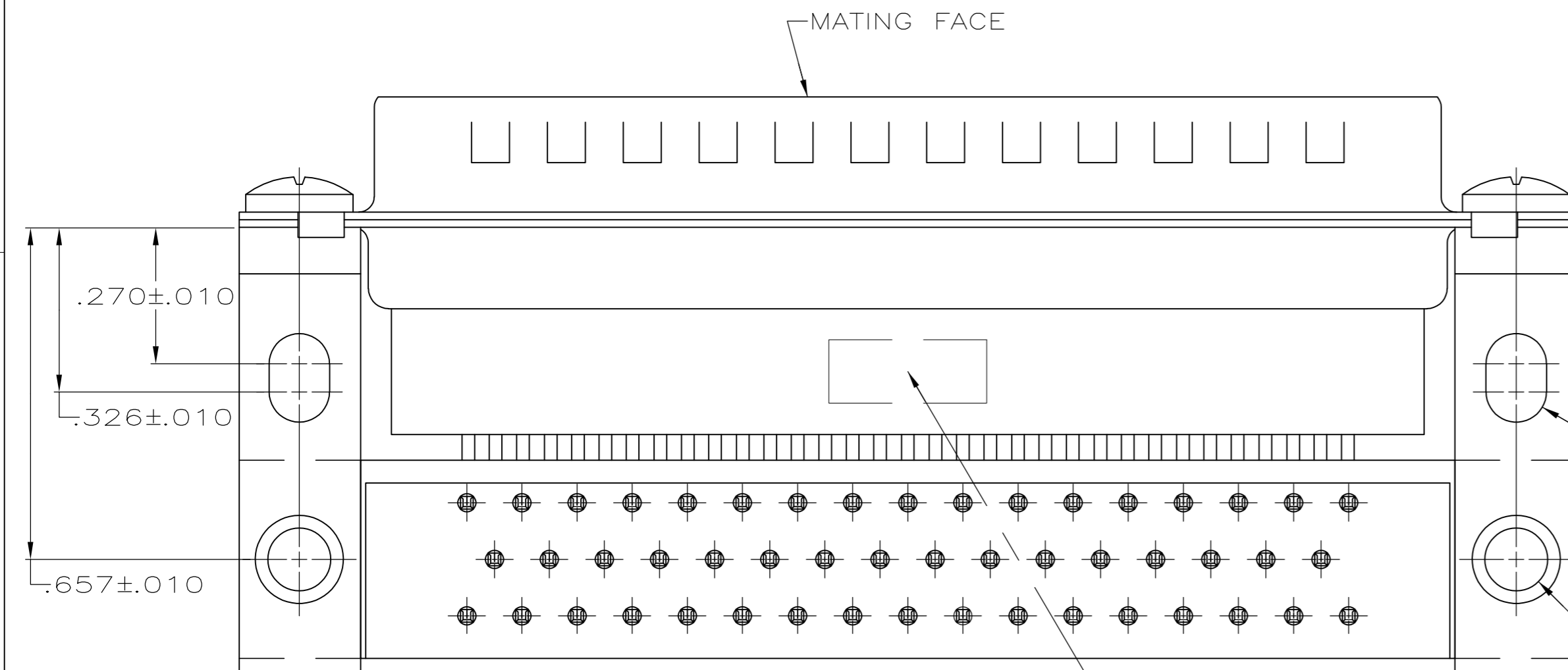


THIS DRAWING IS UNPUBLISHED. RELEASED FOR PUBLICATION  
 © COPYRIGHT 2005 By - ALL RIGHTS RESERVED.

LOC		DIST		REVISIONS			
P	LTR	DESCRIPTION	DATE	DWN	APVD		
GP	00						
	B	REVISED PER ECO-14-011808	11AUG2014	AP	SB		



- 1 MOLDDED PARTS: GLASS-FILLED PBT OR GLASS-FILLED NYLON, UL94V-0 RATED. COLOR: BLACK.  
SHELLS & BRACKETS: CARBON STEEL.  
CONTACTS: BRASS
- 2 SHELLS: .000200 MIN TIN OVER .000100 MIN COPPER.  
BRACKETS: .000200 MIN TIN OVER .000050 MIN COPPER.  
CONTACTS: GOLD PLATING FOR A LENGTH OF .150 MIN FROM MATING END, .000030 MIN GOLD IN MATED AREA, .000100 MIN TIN ON OPPOSITE END, BOTH OVER .000050 MIN NICKEL.  
-OR-  
GOLD FLASH OVER PALLADIUM NICKEL PLATED FOR A LENGTH OF .150 MIN FROM MATING END, .000030 MIN PALLADIUM NICKEL IN MATED AREA, .000100 MIN TIN ON OPPOSITE END, BOTH OVER .000050 MIN NICKEL.



P.C. BOARD MOUNTING DIMENSIONS

5745355-4  
 PART NUMBER

THIS DRAWING IS A CONTROLLED DOCUMENT.		DWN	D. HENNY	8-29-05	 TE Connectivity	NAME		PLUG ASSEMBLY, SIZE 5, 50 POSITION, RIGHT ANGLE, .545 SERIES, .025 SQ. POSTS, AMPLIMITE HDP				
DIMENSIONS: INCHES		CHK	S. BOLASH	8-29-05		PRODUCT SPEC	108-40025	SIZE	CAGE CODE	DRAWING NO		
TOLERANCES UNLESS OTHERWISE SPECIFIED:		APVD	M. WALMSLEY	8-29-05		APPLICATION SPEC	114-40013	A2	00779	C=5745355		
0 PLC ± - 1 PLC ± - 2 PLC ± - 3 PLC ± .005 4 PLC ± - ANGLES ± 2°		MATERIAL	1			WEIGHT	-	SCALE	4:1	SHEET	1 of 1	REV
FINISH 2		CUSTOMER DRAWING										